ICC-ES Evaluation Report

ESR-3052

Reissued November 2025

This report also contains:

- **CA Supplement**

Subject to renewal November 2027

ICC-ES Evaluation Reports are not to be construed as representing aesthetics or any other attributes not specifically addressed, nor are they to be construed as an endorsement of the subject of the report or a recommendation for its use. There is no warranty by ICC Evaluation Service, LLC, express or implied, as to any finding or other matter in this report, or as to any product covered by the report.

Copyright © 2025 ICC Evaluation Service, LLC. All rights reserved.

DIVISION: 07 00 00—THERMAL AND MOISTURE PROTECTION **Section: 07 21 00—Thermal Insulation** **Section: 07 27 00—Air Barriers**	**REPORT HOLDER:** **DAP GLOBAL INC.**	**EVALUATION SUBJECT:** **TOUCH N' SEAL CLASS I FR SPRAY FOAM SYSTEM (LOW GWP), TOUCH N' FOAM PROFESSIONAL CLASS I FR SPRAY FOAM SYSTEM (LOW GWP) AND TOUCH N' SEAL HVAC 1.75 SPRAY FOAM SYSTEM (LOW GWP)**	

1.0 EVALUATION SCOPE

1.1 Compliance with the following codes:

- 2024, 2021, 2018, 2015, 2012, and 2009 *International Building Code*® (IBC)
- 2024, 2021, 2018, 2015, 2012, and 2009 *International Residential Code*® (IRC)
- 2024, 2021, 2018, 2015, 2012 and 2009 *International Energy Conservation Code*® (IECC)
- 2013 *Abu Dhabi International Building Code* (ADIBC)†

†The ADIBC is based on the 2009 IBC. 2009 IBC code sections referenced in this report are the same sections in the ADIBC.

Properties evaluated:

- Surface-burning characteristics
- Physical properties
- Thermal resistance (R-values)
- Attic and crawl space installation
- Air permeability
- Water vapor permeability

1.2 Evaluation to the following green standard:

- 2008 ICC 700 *National Green Building Standard*™ (ICC 700-2008)

Attributes verified:

- See Section 3.4

2.0 USES

The Touch N' Seal Class I FR Spray Foam System (LOW GWP) (also sold as the Touch N' Foam Professional Class I FR Spray Foam System (LOW GWP) and Touch N' Seal HVAC 1.75 Spray Foam System (LOW GWP) is used as a nonstructural thermal insulating material in buildings of Type V-B construction under the IBC and dwellings under the IRC. The insulation is for use in wall cavities, floor assemblies, and ceiling assemblies, and in attics and crawl spaces, sill plates, band joists and headers when installed in accordance with this report. Under the IRC, the insulation may be used as air-impermeable insulation when installed in accordance with Section 3.4; to seal the joints in site-fabricated metallic air ducts when installed as described in Section 4.5; as insulation material on site-fabricated metallic air ducts when installed as described in Section 4.6, and in any type of construction as an air barrier material when installed as described in Section 4.7. The insulation may be used on sill plates, band joists and headers as described in Section 4.8, and in attics and crawlspaces as described in Section 4.4.

3.0 DESCRIPTION

3.1 Touch N' Seal® Class I FR Spray Foam System (LOW GWP):

The Touch N' Seal® Class I FR Spray Foam System (LOW GWP) is identical to the Touch N' Foam Professional Class I FR Foam System (LOW GWP) and Touch N' Seal HVAC 1.75 Spray Foam System (LOW GWP). The product is a two-component, closed-cell, low-pressure, spray-applied, polyurethane foam plastic with a nominal density of 2.0 pcf (33.0 kg/m^3). The polyurethane foam is produced in the field by combining an MDI-based isocyanate (polymeric diphenyl methane diisocyanate) (A component) and a resin (B component) in a 50:50 volumetric ratio. The products have a shelf life of fifteen months when stored in factory-sealed containers at temperatures between 60°F and 90°F (16°C and 32°C).

Touch N' Seal® Class I FR Spray Foam System (LOW GWP) is available in the following container configurations: Touch N' Seal® Pro System 110 (Low GWP), Touch N' Seal® Pro System 200 (Low GWP), Touch N' Seal® Pro System 600 (Low GWP), Touch N' Seal® Constant Pressure Foam Pro System CP-750FR (Low GWP), Touch N' Seal® Refill System FR-17FR (Low GWP) and Touch N' Seal® Refill System RF-60FR (Low GWP).

Touch N' Foam Professional Class I FR Foam System (LOW GWP) is available in the following container configurations: Touch N' Foam® Pro System 110 (Low GWP), Touch N' Foam® Pro System 200 (Low GWP), Touch N' Foam® Pro System 600 (Low GWP), Touch N' Foam® Constant Pressure Foam Pro System CP-750FR (Low GWP).

Touch N' Seal HVAC 1.75 Spray Foam System (LOW GWP) is available in the following container configurations: Touch N' Seal® HVAC 1.75 Spray System 110 (Low GWP), Touch N' Seal® HVAC 1.75 Spray System 200 (Low GWP), Touch N' Seal® HVAC 1.75 Spray System 600 (Low GWP), Touch N' Seal® HVAC 1.75 Constant Pressure Foam System HVAC-750 (Low GWP), Touch N' Seal® Refill System FR-17FR HVAC (Low GWP) and Touch N' Seal® Refill System RF-60FR HVAC (Low GWP).

3.2 Surface-burning Characteristics:

The Touch N' Seal® Class I FR Spray Foam System (LOW GWP) insulation, at a maximum thickness of 2 inches (51 mm) and a nominal density of 2.0 pounds per cubic foot (33.0 kg/m^3), has a flame-spread index of 25 or less and a smoke-developed index of 450 or less when tested in accordance with ASTM E84.

3.3 Thermal Resistance:

The Touch N' Seal® Class I FR Spray Foam System (LOW GWP) insulations have a thermal resistance, *R*-value, at a mean temperature of 75°F (24°C) as shown in Table 1.

3.4 Air Permeability:

The Touch N' Seal® Class I FR Spray Foam System (LOW GWP) insulation, at a minimum 1-inch (25.4 mm) thickness, are considered air-impermeable insulation in accordance with 2024, 2021 and 2018 IBC Section 1202.3 (2015 IBC Section 1203.3) and 2024, 2021, 2018, 2015 and 2012 IRC Section R806.5 (2009 IRC Section R806.4), based on testing in accordance with ASTM E283.

The attributes of the insulations have been verified as conforming to the provisions of ICC 700-2008 Section 703.2.1.1.1(c) as an air impermeable insulation. Note that decisions on compliance for those areas rest with the user of this report. The user is advised of the project-specific provisions that may be contingent upon meeting specific conditions, and the verification of those conditions is outside the scope of this report. These codes or standards often provide supplemental information as guidance.

3.5 Vapor Retarder:

The Touch N' Seal® Class I FR Spray Foam System (LOW GWP) insulations have a vapor permeance of 1 perm or less when tested in accordance with ASTM E96 (desiccant method) and qualifies as a Class II vapor retarder when installed at a thickness of 2 inches (51 mm). Touch N' Seal® Class I FR Spray Foam System (LOW GWP) insulations have a vapor permeance of 1 to 10 perm when tested in accordance with ASTM E96 (desiccant method) and qualifies as a Class III vapor retarder when installed at a thickness of 1 inch (25.4 mm)

3.6 Intumescent Coating:

3.6.1 DC 315 Coating: DC 315 coating (see ESR-3702), manufactured by International Fireproof Technology Inc., is a water-based intumescent coating supplied in 5-gallon (19 L) pails and 55-gallon (208 L) drums. The coating material has a shelf life of two (2) years when stored in factory-sealed containers at temperatures between 50°F (10°C) and 80°F (27°C).

4.0 INSTALLATION

4.1 General:

The manufacturer's published installation instructions, the applicable code and this report must be strictly adhered to. A copy of the manufacturer's published installation instructions must be available on the jobsite at all times during installation.

4.2 Application:

The Touch N' Seal® Class I FR Spray Foam System (LOW GWP) insulation systems must be applied using a dispensing system provided by DAP Global Inc. The insulation is applied in single or multiple passes. The minimum thickness per pass is $^1/_2$ inch (12.7 mm) and the maximum thickness per pass is 2 inches (51 mm). The insulation must not exceed a total thickness of 2 inches (51 mm) in wall, floor, ceiling cavities, attics and crawl spaces, sill plates, band joists and headers. Each pass must be allowed to fully expand and cure prior to the application of an additional pass. The substrate must be free of moisture, frost or ice, dirt, loose debris, oil, or grease. The foam plastic insulation must not be used inside electrical outlets or junction boxes or in contact with rain or water and must be protected from the weather during and after application. The maximum service temperature must not exceed that specified in the manufacturer's installation instructions. Where the foam plastic insulation is used as an air-impermeable barrier, such as in unventilated attic spaces, the insulation must be installed at a minimum thickness of 1 inch (25.4 mm) as described in Section 3.4.

4.3 Thermal Barrier:

4.3.1 Application with a Prescriptive Thermal Barrier: The Touch N' Seal® Class I FR Spray Foam System (LOW GWP) insulations are installed at a maximum thickness of 2 inches (51 mm) and must be separated from the interior of the building by an approved thermal barrier of $^1/_2$-inch-thick (12.7 mm) gypsum board or an equivalent thermal barrier complying with, and installed in accordance with, IBC Section 2603.4 or 2024 IRC Section R303.4, 2021, 2018, 2015, 2012 and 2009 IRC Section R316.4, as applicable. When installation is within an attic or crawl space as described in Section 4.4, a thermal barrier is not required between the foam plastic and the attic or crawl space as described in Section 4.4 but is required between the insulation and the interior of the building.

4.3.2 Application without a Prescriptive Thermal Barrier:

The code-prescribed thermal barrier or ignition barrier may be omitted when installation is in accordance with this section. The insulation and coating may be spray-applied to the interior facing of walls, the underside or roof sheathing of roof rafters, and in crawl spaces, and may be left exposed as an interior finish without a code-prescribed thermal barrier or ignition barrier as follows:

4.3.2.1 Touch N' Seal® Class I FR Spray Foam System (LOW GWP): The thickness of the foam plastic applied to the underside of the roof sheathing must not exceed 2 inches (51 mm). The thickness of the spray foam insulation applied to vertical wall surfaces must not exceed 2 inches (51 mm). The foam plastic must be covered on all surfaces with DC 315 coating (ESR-3702) at a minimum thickness of 18 wet mils [12 dry mils (0.30 mm)], applied at a theoretical application rate of 1.13 gallons (4.3 L) per 100 square feet (9.2 m^2). The coating must be applied over the insulation in accordance with the coating manufacturer's instructions, this report and ESR-3702.

4.4 Attics and Crawl Spaces:

4.4.1 Application with a Prescriptive Ignition Barrier: When the Touch N' Seal® Class I FR Spray Foam System (LOW GWP) insulations are installed at a density of 2.0 pcf (33.0 kg/m^3) within attics or crawl spaces

where entry is made only for service of utilities, an ignition barrier must be installed in accordance with IBC Section 2603.4.1.6, 2024 IRC Section R303.5.3 and R303.5.4, or 2021, 2018, 2015, 2012 and 2009 IRC Sections R316.5.3 and R316.5.4, as applicable. The ignition barrier must be consistent with the requirements for the type of construction required by the applicable code and must be installed in a manner so the foam plastic insulation is not exposed. The insulation may be installed in unvented attics in accordance with 2024, 2021 and 2018 IBC Section 1202.3 (2015 IBC Section 1203.3) and 2024, 2021, 2018, 2015 and 2012 IRC Section R806.5 (2009 IRC Section R806.4).

The attic or crawl space area must be separated from the interior, habitable space of the building by an approved thermal barrier.

4.4.2 Application without a Prescriptive Ignition Barrier: When the insulations are installed in an attic or crawl space without a prescriptive ignition barrier, in accordance with Sections 4.4.2.1 and 4.4.2.2, the following conditions apply:

1. Entry to the attic or crawl space is only for the service of utilities and no storage is permitted.
2. There are no interconnected attic, crawl space or basement areas.
3. Air in the attic or crawl space is not circulated to other parts of the building.
4. Combustion air is provided in accordance with IMC (*International Mechanical Code*®) Section 701.
5. Attic ventilation is provided when required by 2024, 2021 and 2018 IBC Section 1202.2 (2015 IBC Section 1203.2) or IRC Section R806, except when air-impermeable insulation is permitted in unvented attics in accordance with 2024, 2021 and 2018 IBC Section 1202.3 (2015 IBC Section 1203.3) and 2024, 2021, 2018, 2015 and 2012 IRC Section R806.5 [2009 IRC Section R806.4].
6. Under-floor (crawl space) ventilation is provided when required by 2018 IBC Section 1202.4 (2015 IBC Section 1203.4 or IRC Section R408.1, as applicable.

a. If hot work is to be performed, all necessary procedures, precautions and limitations must be observed in accordance with OSHA 1926 Subpart J Standard 1926.352 requirements for hot work (welding / cutting) performed in the vicinity of combustible materials.

b. An installation certificate with the following information must be posted at each entrance:

- Product name and installation thickness.
- Manufacturer name, address and contact information.
- Installation contractor name, address and contact information.
- Attestation that the product(s) have been installed in accordance with the manufacturer's installation instructions and the requirements of the evaluation report.
- A notice that the certificate is not to be removed or altered.
- A list of limitations for the space including the following:
  - Entry to the space is only to service utilities, and no storage is permitted.
  - FIRE SAFETY WARNING: If hot work is to be performed, all necessary procedures, precautions and limitations must be observed in accordance with OSHA 1926 Subpart J Standard 1926.352 requirements for hot work (welding / cutting) performed in the vicinity of combustible materials.

4.4.2.1 Attics and Crawl Spaces:

In attics, Touch N' Seal® Class I FR Spray Foam System (LOW GWP) insulation may be spray-applied at a nominal density of 2.0 pcf (33.0 kg/m^3) to vertical surfaces and the underside of roof sheathing or roof rafters, and in crawl spaces to the underside of floors, as described in this section. The thickness of the insulation applied to the underside of the roof sheathing and wall surfaces must not exceed 2 inches (51 mm).

The foam plastic must be covered on all surfaces with the coating described in Section 3.6.1. The coating must be applied over the insulation in accordance with the coating manufacturer's instructions, this report and ESR-3702. Surfaces to be coated must be dry, clean, and free of dirt, loose debris and other substances that could interfere with adhesion of the coating. The coating must be applied over the foam plastic as follows:

- DC 315 Coating at a minimum application rate of 4.5 wet mils (0.11 mm) thickness [3.15 dry mils (0.08 mm)], applied at a theoretical application rate of 0.2.9 gallons (1.1 L) per 100 square feet (9.2 m^2).

The insulation may be installed in unvented attics in accordance with 2024, 2021, 2018 IBC Section 1202.3 (2015 IBC Section 1203.3) and 2024, 2021, 2018, 2015 and 2012 IRC Section R806.5 [2009 IRC Section R806.4].

4.4.2.2 Use on Attic Floors: The insulations may be installed at a maximum thickness of 2 inches (51 mm) between joists in attic floors when the exposed surfaces of the foam plastic insulation are covered with the intumescent coating described in Section 4.4.2.1 of this report. The intumescent coating must be applied in accordance with the coating manufacturer's instructions and this report. The insulation must be separated from the interior of the building by an approved thermal barrier.

4.5 Joint Sealant on Metallic Air Ducts:

The insulations, installed at a maximum thickness of 2 inches (51 mm) and width of 6 inches (152 mm), may be used to seal the joints of non-factory-made (non-listed) metallic air ducts, in accordance with Exception 1 of Section M1601.4.1 of the IRC. (See Figure 1)

4.6 Use as Insulation Material on Metallic Air Ducts:

The Touch N' Seal Class I FR Spray Foam System (LOW GWP), Touch N' Foam Professional Class I FR Spray Foam System (LOW GWP) and Touch N' Seal HVAC 1.75 Spray Foam System (LOW GWP), at a maximum thickness of 2 inches (51 mm) and a density of 2.0 pcf (33.0 kg/m^3), may be used as an insulation material on non-factory-made (non-listed) metallic air ducts when installed in accordance with the Exception to Section M1601.3 of the 2024, 2021 and 2018 IRC.

4.7 Applications as Air Barrier Material:

The insulations may be used in any type of construction as an air barrier material for wall/floor and roof/wall junctions in the exterior building envelope when installed at a maximum thickness of 2 inches (51 mm) and maximum width of 6 inches (152 mm) with unlimited length. (See Figures 2 and 3).

In wall/floor junctions, the foam plastic may be applied over a fire-resistant joint without affecting the fire resistance rating provided the foam plastic installation is limited to 2 inches by 2 inches (51 mm by 51 mm) and unlimited length.

4.8 Use on Sill Plates, Band Joists and Headers:

The Touch N' Seal Class I FR Spray Foam System (LOW GWP) with a maximum thickness of 2 inches (51 mm) at 2.0 pcf (33.0 kg/m^3) may be applied to sill plates, band joists and headers without a thermal barrier or ignition barrier in Type V construction in accordance with IBC Section 2603.4.1.13, 2024 IRC Section R303.5,10 and 2021, 2018, 2015, 2012 and 2009 IRC Section R316.5.11.

5.0 CONDITIONS OF USE:

The Touch N' Seal Class I FR Spray Foam System (LOW GWP), Touch N' Foam Professional Class I FR Spray Foam System (LOW GWP) and Touch N' Seal HVAC 1.75 Spray Foam System (LOW GWP) described in this report comply with, or are suitable alternatives to what is specified in, those codes listed in Section 1.0 of this report, subject to the following conditions:

5.1 The insulation must be installed in accordance with the manufacturer's published installation instructions, this evaluation report, and the applicable code. If there are any conflicts between the manufacturer's published installation instructions and this report, this report governs.

5.2 The insulation must be separated from the interior of the building by an approved thermal barrier as described in Section 4.3, except when installed as described in Sections 4.3.2, 4.4, 4.5, 4.6 and 4.7.

5.3 The insulation must not exceed the thicknesses noted in Sections 3.2, 4.2, 4.3, 4.4, 4.5, 4.6, 4.7 and 4.8 of this report.

5.4 The insulation must be protected from the weather during and after application.

5.5 The insulation must be applied by installers certified by DAP Global Inc. or by the Spray Polyurethane Foam Alliance (SPFA) for the installation of spray polyurethane foam insulation.

5.6 Use of the insulation in areas where the probability of termite infestation is "very heavy" must be in accordance with 2024, 2021, 2018, 2015 and 2009 IBC Section 2603.8 (2012 IBC Section 2603.9), or 2024 IRC Section R303.7, or 2021, 2018, 2015, 2012 and 2009 IRC Section R318.4 as applicable.

5.7 Jobsite certification and labeling of the insulation must comply with 2024, 2021, 2018 and 2015 IRC Section N1101.10.1 and N1101.10.1.1 [(2012 IRC Section N1101.12.1 and N1101.12.1.1) 2009 IRC Sections N1101.4 and N1101.4.1] and 2024, 2021, 2018, 2015 and 2012 IECC Sections C303.1.1, C303.1.1.1, R303.1.1 and R303.1.1.1 (2009 IECC Sections 303.1.1 and 303.1.2), as applicable.

5.8 When installed in accordance with Section 4.4.2 of this report, the associated installation certificate(s) containing the required information referenced in Section 4.4.2 must be installed at each entrance to the crawlspace or attic, as applicable. The certificate(s) must be red in color and constructed of durable materials, such as metal, plastic, or laminated paper.

5.9 When used in unvented attics in accordance with Section 4.4.2 of this report, installation with a vapor diffusion port in accordance with 2024 and 2021 IBC Section 1202.3, Item 5.2 or 2024, 2021 and 2018 IRC Section R806.5, Item 5.2 is outside the scope of this report.

5.10 A vapor retarder must be installed in accordance with the applicable code.

5.11 The Touch N' Seal Class I FR Spray Foam System (LOW GWP), Touch N' Foam Professional Class I FR Spray Foam System (LOW GWP) and Touch N' Seal HVAC 1.75 Spray Foam System (LOW GWP) must not be used as a component of a fire-resistant joint system. The integrity of all fire-resistant joints must be inspected and verified. The insulation may be applied over the top of a fire-resistant joint system, as described in Section 4.7.

5.12 The A and B components of the insulation are produced in Pacific, Missouri, under a quality control program with inspections by ICC-ES.

6.0 EVIDENCE SUBMITTED

6.1 Data in accordance with the ICC-ES Acceptance Criteria for Spray-applied Foam Plastic Insulation (AC377), dated June 2023, editorially revised June 2024, including a report of testing in accordance with Appendix X.

6.2 Report of air leakage testing in accordance with ASTM E283 (See Section 3.4).

6.3 Report of testing in accordance with NFPA 286 for application without a prescriptive 15-minute thermal barrier (See Section 4.3.2).

6.4 Report of testing for water vapor transmission in accordance with ASTM E96 desiccant method.

6.5 Engineering analysis addressing use as an air barrier material and duct joint sealant.

7.0 IDENTIFICATION

7.1 The ICC-ES mark of conformity, electronic labeling, or the evaluation report number (ICC-ES ESR-3052) along with the name, registered trademark, or registered logo of the report holder (DAP Global Inc.) must be included in the product label.

7.2 In addition, containers of the A and B components of the Touch N' Seal Class I FR Spray Foam System (LOW GWP), Touch N' Foam Professional Class I FR Spray Foam System (LOW GWP) and Touch N' Seal HVAC 1.75 Spray Foam System (LOW GWP) are identified with a label bearing the DAP Global Inc., name and address; the product name; the flame spread and smoke-developed indices; the lot number; mixing instructions; the shelf life and the expiration date; the evaluation report number (ESR-3052).

The International Fireproof Technology, Inc. DC 315 intumescent Coating described in Section 3.6.1 is identified with the manufacturer's name, the product trade name, date of manufacture, shelf life or expiration date, manufacturer's instructions, and evaluation report number (ESR-3702).

7.3 The report holder's contact information is the following:

DAP GLOBAL INC.
1645 MANUFACTURERS DRIVE
FENTON, MISSOURI 63026
(636) 349-5855
www.dap.com

TABLE 1—THERMAL RESISTANCE (*R*-VALUES)

TOUCH N' SEAL CLASS I FR SPRAY FOAM SYSTEM (LOW GWP)	
THICKNESS (inches)	***R*-VALUE (°F.ft².h/Btu)**
1.0	6.1
2.0	12

For **SI:** 1 inch = 25.4 mm; 1°F.ft².h/Btu = 0.176110°K.m²./W.

[1]*R*-values are based on tested K-values at 1- and 2-inch thicknesses.



FIGURE 1—EXAMPLE OF DUCT JOINT SEALING APPLICATION

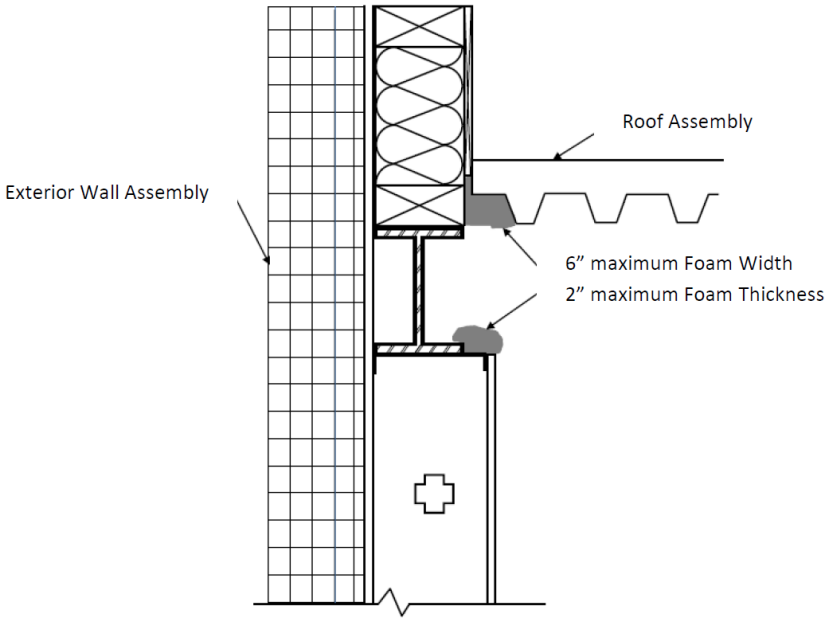

FIGURE 2—EXAMPLE OF ROOF/WALL JUNCTION FOAM INSULATION USE

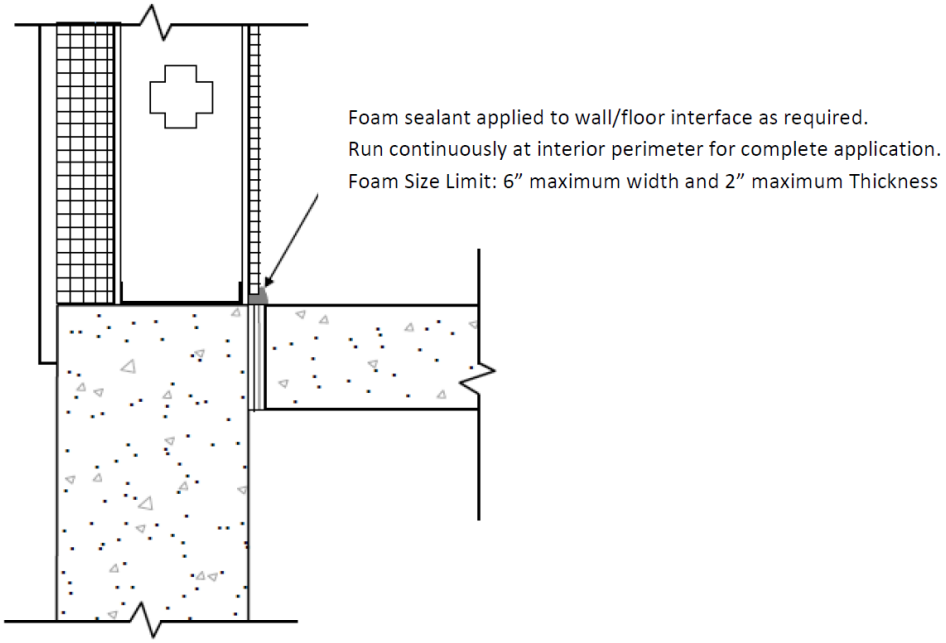

FIGURE 3—EXAMPLE OF WALL/FLOOR JUNCTURE

ICC-ES Evaluation Report

ESR-3052 CA Supplement

Reissued November 2025

This report is subject to renewal November 2027.

www.icc-es.org | (800) 423-6587 | (562) 699-0543 *A Subsidiary of the International Code Council®*

DIVISION: 07 00 00—THERMAL AND MOISTURE PROTECTION
Section: 07 21 00—Thermal Insulation
Section: 07 27 00—Air Barriers

REPORT HOLDER:

DAP GLOBAL INC.

EVALUATION SUBJECT:

TOUCH N' SEAL CLASS I FR SPRAY FOAM SYSTEM (LOW GWP), TOUCH N' FOAM PROFESSIONAL CLASS I FR SPRAY FOAM SYSTEM (LOW GWP) AND TOUCH N' SEAL HVAC 1.75 SPRAY FOAM SYSTEM (LOW GWP)

1.0 REPORT PURPOSE AND SCOPE

Purpose:

The purpose of this evaluation report supplement is to indicate that the Touch N' Seal Class I FR Spray Foam System (LOW GWP) (also sold as the Touch N' Foam Professional Class I FR Spray Foam System (LOW GWP) and Touch N' Seal HVAC 1.75 Spray Foam System (LOW GWP)) described in ICC-ES evaluation report ESR-3052, have also been evaluated for the codes noted below.

Applicable code editions:

- 2022 *California Building Code* (CBC)

For evaluation of applicable chapters adopted by the California Office of Statewide Health Planning and Development (OSHPD) aka: California Department of Health Care Access and Information (HCAI) and the Division of the State Architect (DSA), see Sections 2.1.1 and 2.1.2 below.

- 2022 *California Residential Code* (CRC)
- 2022 *California Energy Code* (CEC)

2.0 CONCLUSIONS

2.1 CBC and CRC:

The Touch N' Seal Class I FR Spray Foam System (LOW GWP), described in Sections 2.0 through 7.0 of the evaluation report ESR-3052, comply with the 2022 CBC and CRC, provided the design and installation are in accordance with the 2021 *International Building Code*® (IBC) and 2021 *International Residential Code*® (IRC), as applicable, provisions noted in the evaluation report.

2.1.1 OSHPD: The applicable OSHPD Sections and Chapters of the CBC are beyond the scope of this supplement.

2.1.2 DSA: The applicable DSA Sections and Chapters of the CBC are beyond the scope of this supplement.

2.2 CEC:

The Touch N' Seal Class I FR Spray Foam System (LOW GWP), described in Sections 2.0 through 7.0 of the evaluation report ESR-3052, comply with the 2022 CEC, provided the design and installation are in accordance with the 2021 *International Building Code*® (IBC) and 2021 *International Residential Code*® (IRC), as applicable, provisions noted in the evaluation report.

2.2.1 Conditions of Use:

In accordance with Section 110.8 of the 2022 California Energy Code, verification of certification by the Department of Consumer Affairs, Bureau of Household Goods and Services, must be provided to the code official, demonstrating that the insulation conductive thermal performance is approved pursuant to the California Code of Regulations, Title 24, Part 12, Chapters 12-13, Article 3, "Standards for Insulating Material." Certification can be verified with the DCA Bureau of Household Goods and Services using the following link to the bureau's Directory of Certified Insulation Materials: https://bhgs.dca.ca.gov/consumers/ti_directory.pdf.

This supplement expires concurrently with the evaluation report, reissued November 2025.

ICC-ES Evaluation Reports are not to be construed as representing aesthetics or any other attributes not specifically addressed, nor are they to be construed as an endorsement of the subject of the report or a recommendation for its use. There is no warranty by ICC Evaluation Service, LLC, express or implied, as to any finding or other matter in this report, or as to any product covered by the report.

Copyright © 2025 ICC Evaluation Service, LLC. All rights reserved.